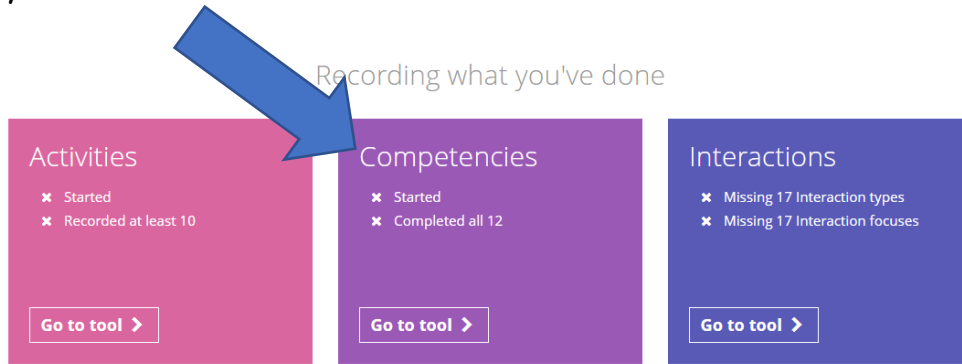


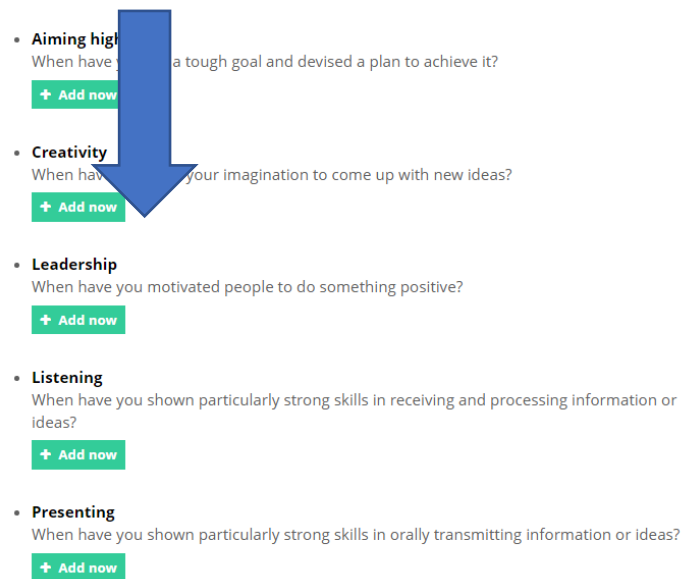
They need to click on their home screen and scroll down to find the following tabs:



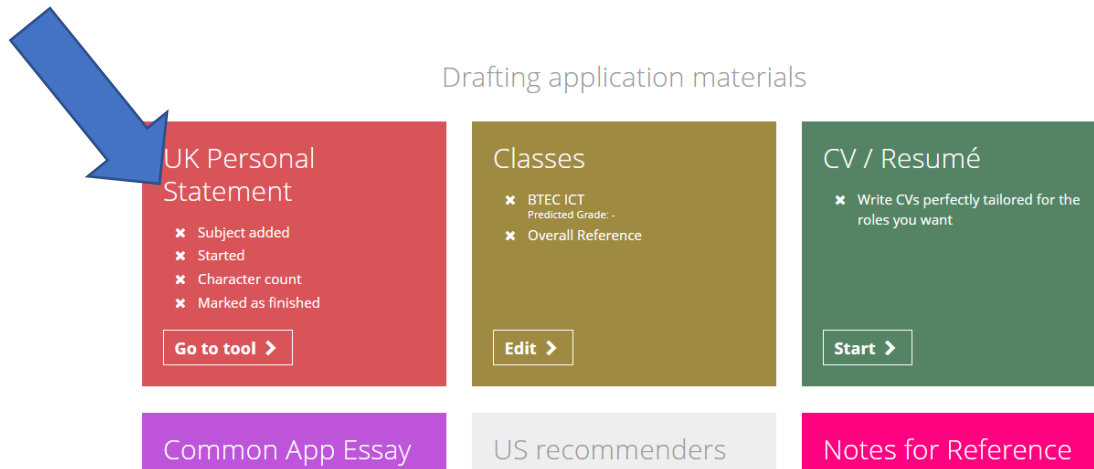
Searching for opportunities



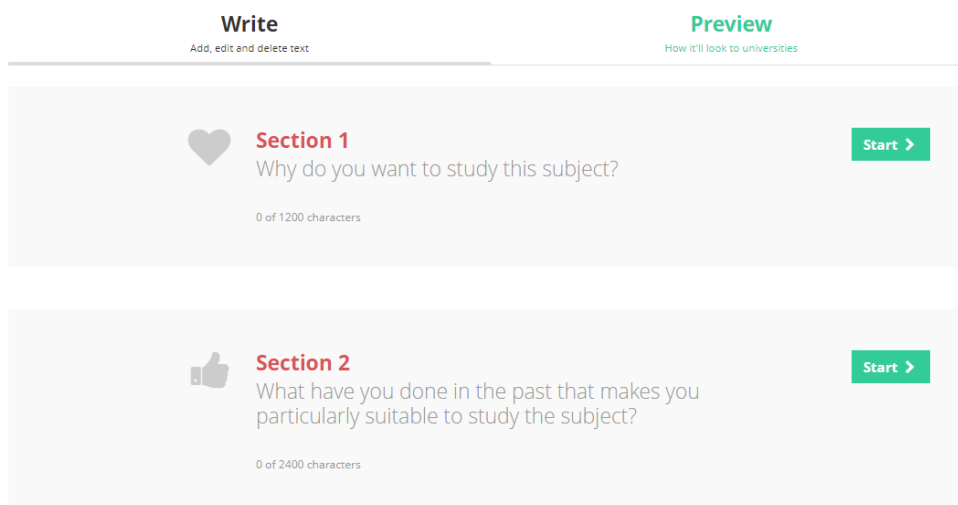
When they click on it they will arrive as this page.



In order to complete their personal statement and send it to their teacher for checking (all on the Unifrog platform) they need to click on the following tab and then complete all the sections.



They do not need to complete all sections at once, all sections can be checked by their teacher at a click of a button, it is so easy.



I would recommend that they complete the quiz and activities sections, all of these activities will help your child make more informed choices.

I have sent an email to all students through their email account that they provided when they registered with Unifrog.

If you would like to spend time looking through Unifrog then please follow these instructions:

<https://www.unifrog.org/sign-in> click on this link and click in on the sign in for the first time section.

Use the code parentstahs to log in.

Student form code sign

To create your own Unifrog account, please complete this form.

* Form code	<input type="text" value="parentstahs"/>
* First name	<input type="text"/>
* Surname	<input type="text"/>
* Gender	<input type="text" value="--- select gender ---"/>
* Email address	<input type="text"/>
* Retype email	<input type="text"/>
UK postcode	<input type="text" value="Optional if your school is international"/>

Already signed up? If you already have an account, please [sign in](#). If you've forgotten your password, [reset it](#).